



## 2024 SAILING INSTRUCTIONS

### Tuesday Dinghy Racing Series

#### 1. RULES

- a) The event will be governed by the rules as defined in The Racing Rules of Sailing.
- b) The SPSC Members Code of Conduct and Safe Sport Policy apply — see the SPSC By-Laws Handbook
- c) Life jackets must be worn at all times while afloat. Code flag Y need not be displayed ashore or from the RC boat. This changes RRS-40.

#### 2. CHANGES TO SAILING INSTRUCTIONS

- a) Any change to the sailing instructions will be posted on the official SPSS (South Port Sailing School) Notice Board before 1745 on the day it will take effect.
- b) On the water, the race committee may sound horn several times to alert racers to any communications needed.

#### 3. STARTING TIMES

- a) The racing area shall be centered approximately 0.25Nm from the end of the Pike Creek Channel on Lake St. Clair.
- c) First warning signal to be approx 6PM in May and Sept & Oct. 7PM all other months.

#### 4. CLASS FLAGS

- a) See Attachment A for class flags

#### 5. COURSES

- a) Courses are typically going to be Windward-Leeward, 2 lap courses.
- b) See Attachment B for course info




#### 6. THE START

- a) The starting line shall be between a staff displaying an orange flag on the signal boat and the course side of the starting pin mark as described in Attachment B.
- b) Classes whose warning signal has not been made shall avoid the starting area during the starting sequence for classes.
- c) A boat starting later than 5 minutes after her starting signal shall be scored Did Not Start without a hearing. This changes rules A5.1 and A5.2.
- d) If any part of a boat's hull is on the course side of the starting line at her starting signal and she is identified, the Race Committee will attempt to hail her sail number. Failure to hail or late timing of the hail will not be grounds for a request for redress. This changes RRS 62.1(a).

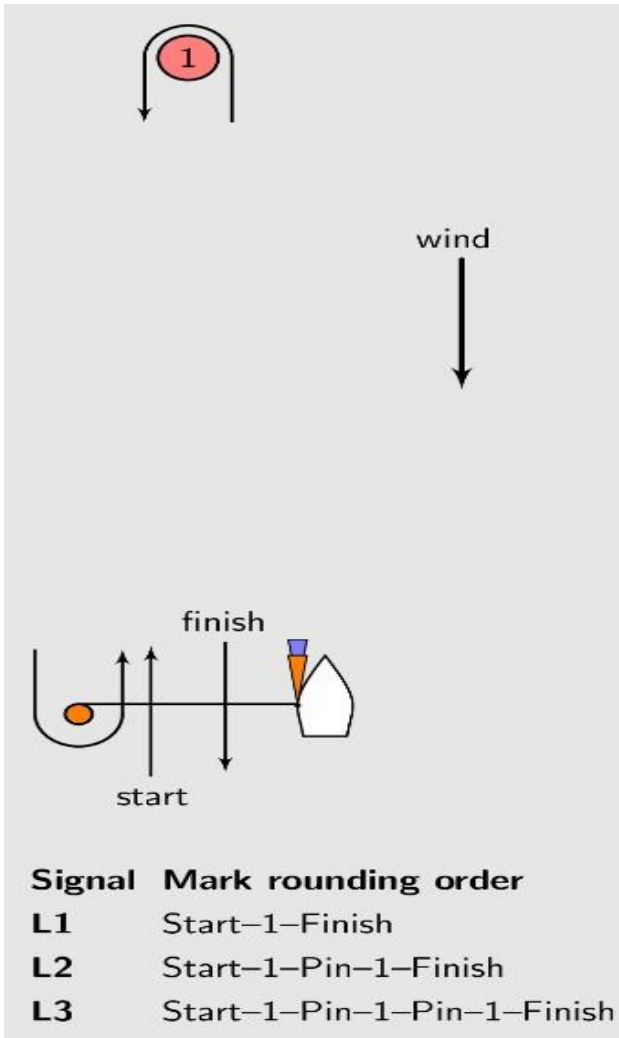
#### 7. THE FINISH

The finishing line shall be between a staff displaying a blue flag on the signal boat and the course side of the mark described in Attachment B.

**Attachment A - Class Flags**

<p><b>Laser</b></p>	 <p>(GREEN)</p>
<p><b>Club 420</b></p>	 <p>(YELLOW)</p>
<p><b>Wayfarer/CL16</b></p>	

**Attachment B - W-L Course**



**Attachment C - Typical Starting Flags**

